

evOLUTION[®]

www.evolutionsteel.com



**INDUSTRIAL STEEL
POWER TOOLS**

Pioneering dry cutting technology
without heat, burrs or coolant.

CALL 0870 609 2297

EVO180 CUTTING THROUGH STEEL BOX SECTION



ULTRA HIGH
GRADE CARBIDE
ADVANCED
PERFORMANCE
TCT SAW BLADES

Cut: STEEL WITHOUT HEAT, BURRS OR COOLANT

OPTIONAL BLADES CUT STAINLESS STEEL, ALUMINIUM & WOOD

BLADES	COLOUR	DIA.	BORE	TEETH	M.RPM
Steel	●	180mm	20mm	36	3500
Stainless Steel*	●	180mm	20mm	48	3500
Aluminium	●	180mm	20mm	54	3500
Wood	●	180mm	20mm	30	3500

*Machine is Stainless Steel capable.

EVO180

180mm TCT STEEL CIRCULAR SAW

New and improved! The EVO180 now features 0-45° bevel tilt for more cutting versatility and an auto-debris collection system. The overall performance is still just as impressive; it will cut Steel quickly and cleanly without any heat, burr or coolant. Robust and highly durable, typically a blade will cut up to 80m* of 6mm before a replacement is required. Ideal for cutting steel plate, box section, cast iron pipe, scaffolding, cladding and roofing.

SUPPLIED WITH :

180mm TCT Blade, Guide Rail,
Carry Case & 12 Months Warranty.

TECHNICAL SPECIFICATIONS :

Motor : 1100W
Max Depth Cut : 55mm
Max Depth Cut 45° : 35mm
Max Cutting Thickness
(Solid Steel Plate) : 6mm
Speed : 3500rpm
Weight : 6.5kg

**IMPROVED
DESIGN**



NEW DESIGN. IMPROVED PERFORMANCE.

*Evolution Internal Test Data.



CUTS 6MM STEEL PLATE



CUTS ALUMINIUM



AUTO-DEBRIS COLLECTION

EVO230-HDX CUTTING THROUGH 12MM INDUSTRIAL STEEL PLATE



**ULTRA HIGH
GRADE CARBIDE**
ADVANCED
PERFORMANCE
TCT SAW BLADES

Cut: STEEL WITHOUT HEAT, BURRS OR COOLANT

OPTIONAL BLADES CUT STAINLESS STEEL, ALUMINIUM & WOOD

BLADES	COLOUR	DIA.	BORE	TEETH	M.RPM
Steel	●	230mm	25.4mm	48	2700
Stainless Steel*	●	230mm	25.4mm	60	2700
Aluminium	●	230mm	25.4mm	80	2700
Wood	●	230mm	25.4mm	35	2700

*Machine is Stainless Steel capable.

EVO230-HDX

230mm TCT STEEL CUTTING CIRCULAR SAW

The EVO230-HDX displays incredible cutting capabilities through the toughest applications. The powerful 1750W motor allows this machine to breeze through mild steel without heat build-up, burr or the use of coolant. Features include a useful laser guide to assist with accurate cutting and bevel tilt enhancing the versatility of the saw. The maximum depth of cut is an amazing 84mm whilst offering a cutting capacity of 12mm plate thickness. It is economical in its performance too - typically a long-life blade cuts up to 80m of 8mm steel plate*.

SUPPLIED WITH :

230mm TCT Steel Blade,
Side Handle, Fence Guide, 2 x Battery,
Wrench Attached, Carry Case
& 12 Months Warranty.

TECHNICAL SPECIFICATIONS :

Motor : 1750W
Maximum Box Cutting Capacity 90° (6mm Wall) : 84mm
Maximum Box Cutting Capacity 45° (6mm Wall) : 53mm
Maximum Cutting Depth (Mild Steel Plate) : 12mm
Speed : 2700rpm | Weight : 9kg



HIGH TORQUE MOTOR



TILTING ADJUSTMENT




84MM DEPTH OF CUT

THE PREMIUM PERFORMANCE CIRCULAR SAW FOR STEEL CUTTING

*Evolution Internal Test Data.

EV0355 RAPTOR SLICING THROUGH STEEL BOX SECTION



ULTRA HIGH
GRADE CARBIDE
ADVANCED
PERFORMANCE
TCT SAW BLADES

Cut: STEEL WITHOUT HEAT, BURRS OR COOLANT

OPTIONAL BLADES CUT STAINLESS STEEL & ALUMINIUM

BLADES	COLOUR	DIA.	BORE	TEETH	M.RPM
Steel	●	305mm	25.4mm	60	1450
Steel	●	355mm	25.4mm	66	1450
Stainless Steel*	●	355mm	25.4mm	90	1450
Aluminium	●	355mm	25.4mm	80	1450

*Machine is Stainless Steel capable.

EV0355 RAPTOR

355mm TCT STEEL CUT OFF SAW

The incredible EV0355 RAPTOR Cut Off Saw slices through mild Steel with ease, producing no burr, leaving an instantly workable finish. Utilising a powerful 2200W motor, the EV0355 RAPTOR can handle even the most demanding on-site jobs. The cleanest, quickest and most economical way of cutting mild Steel. Ideal for cutting box section, beams, cast iron pipe, scaffolding and metal studding.

SUPPLIED WITH :

355mm TCT Steel Blade, Guard, Jig Plate, 8mm Hex Wrench, 6mm Hex Wrench & 12 Months Warranty.

TECHNICAL SPECIFICATIONS :

Motor : 2200W

Max Box Section (6mm Wall 90°) : 120mm x 120mm

Max Square (6mm Wall 45°) : 89mm x 89mm

Rectangle (6mm Wall 90°) : 95mm x 180mm

Rectangle (6mm Wall 45°) : 78mm x 110mm

Round (6mm Wall 90°) : 130mm

Round (6mm Wall 45°) : 105mm

Speed : 1450rpm | Weight : 23kg



THE EV0355 RAPTOR CAN HANDLE EVEN THE MOST DEMANDING ON-SITE JOBS

*Evolution Internal Test Data.



VICE JAWS



SIDE VIEW



COLLECTION TRAY

EVO42 DRILLING THROUGH STEEL I-BEAM



Ideal For: **BRIDGES • I-BEAMS • FRAMEWORK**
INDUSTRIAL STEEL MAGNETIC DRILL

PREMIUM GRADE 3 PIECE CUTTER SET (25mm DEPTH)

Includes 14, 18 & 22mm Cutters & Pilot Pins.

PREMIUM GRADE 6 PIECE CUTTER SET (25mm DEPTH)

Includes 12, 14, 16, 18, 20 & 22mm Cutters & Pilot Pins.

EVO42 MAG DRILL

42MM INDUSTRIAL MAGNETIC DRILLING SYSTEM



This incredible Magnetic Drill is deceptive in its capabilities; although small in size it revels in heavy-duty industrial and fabrication work. Versatile, accurate and portable, with strong magnetic adhesion (1500kg f). The cuts are precise and clean due to an optimised rotation speed (450rpm) and all popular broaching capacities are covered (12-42mm). Twist drills can be attached and the innovative adjustable head enables twist drills to be used to full capacity.

SUPPLIED WITH :

Oil Coolant System, Hex Keys 2, 3, 4mm, 3 Handles,
1 Shipping Guard, Safety Strap, HTA47 Cutter Adapter,
& 12 Months Warranty.

TECHNICAL SPECIFICATIONS :

Motor : 1200W | Weight : 10.9kg
Max Cutter Diameter : 42mm
Max Cutting Depth : 50mm
Speed (No Load) : 450rpm
Magnetic Adhesion : 1500Kg f
Cutter Retainer Internal Diameter :
19mm Weldon Shank

**QUICK & EASY
ADJUSTABLE
HEAD POSITION!**



UNMATCHED IN PRICE RELATED PERFORMANCE



INTEGRATED COOLANT SYSTEM



UP TO 42MM CUTTING CAPACITY



CUTS HOLES IN 15 SECONDS

PREMIUM QUALITY, PREMIUM PERFORMANCE



Don't Forget: THE CUTTER SETS

PREMIUM GRADE 3 PIECE CUTTER SET (25mm DEPTH)

Includes 14, 18 & 22mm Cutters & Pilot Pins.

PREMIUM GRADE 6 PIECE CUTTER SET (25mm DEPTH)

Includes 12, 14, 16, 18, 20 & 22mm Cutters & Pilot Pins.

PREMIUM GRADE 6 PIECE CUTTER SET (50mm DEPTH)

Includes 12, 14, 16, 18, 20 & 22mm Cutters & Pilot Pins.

CYCLONE ANNULAR CUTTERS

Cyclone cutters are guaranteed to outperform annular cutters made out of HSS, Cobalt, or Tini Coated Cutters. Because...

- The Tini Coating on HSS annular cutters increases the cost of the cutter but only enhances the cutter's appearance.
- HSS M-2 Annular Cutters can only be heat treated up to 64 RC before they become too brittle.
- Cobalt Annular cutters can only be heat treated up to 66 RC before they become too brittle.
- Cyclone Premium Annular Cutters can be heat treated up to 68 RC and they still have tempered hardness.

A higher RC rating without brittleness means more holes cut per sharpening. Cyclone Premium Annular Cutters are available in stock for immediate delivery in the following size ranges:

Short Series - 25mm length, 12mm - 65mm Diameter

Long Series - 50mm length, 12mm - 65mm Diameter



Evolution has adaptors available to enable Cyclone Cutters to be used in certain quick change chuck drilling machines.

DIA.	25mm	50mm
12mm	HT12S	HT12L
13mm	HT13S	HT13L
14mm	HT14S	HT14L
15mm	HT15S	HT15L
16mm	HT16S	HT16L
17mm	HT17S	HT17L
18mm	HT18S	HT18L
19mm	HT19S	HT19L
20mm	HT20S	HT20L
21mm	HT21S	HT21L
22mm	HT22S	HT22L
23mm	HT23S	HT23L
24mm	HT24S	HT24L
25mm	HT25S	HT25L
26mm	HT26S	HT26L
27mm	HT27S	HT27L
28mm	HT28S	HT28L
29mm	HT29S	HT29L
30mm	HT30S	HT30L
31mm	HT31S	HT31L
Pilot Pin	SPILOT	LPILOT

CUTTER SIZES ALSO AVAILABLE FROM UP TO 65MM, IN 1MM INCREMENTS*

*Please visit www.evolutionsteel.com for details.



CUT HOLES IN 15 SECONDS



NO PRE-STEP DRILLING



FREE PILOT PIN

CYCLONE

MAGNETIC CHIPPING COLLECTOR

Fabricating in Steel can be a messy business, Evolution has the perfect tool to quickly clean up your metal shavings & scrap pieces. Simply wave the Magnetic Chipping Collector over the metal shavings to pick them up, carry them over to your scrap barrel, pull the plunger and the shavings are neatly deposited. The Cyclone's magnet is strong enough to quickly clean up your biggest mess of metal shavings.




THE CYCLONE'S
MAGNET IS STRONG
ENOUGH TO QUICKLY
CLEAN UP THE BIGGEST
MESS OF METAL SHAVINGS.

THE QUICK & EASY WAY TO CLEAN YOUR WORKSPACE

CYCLONE2

MAGNETIC CHIPPING SWEEPER

Perfect for workshops, garages, driveways & yards. In addition to the Cyclone Magnetic Chipping Collector, Evolution also offer this superb Magnetic Chipping Sweeper. Simply sweep over ferrous metal debris, then slide the collar to neatly deposit the waste. This ensures that awkward metal objects, often missed by a conventional brush, are gathered easily, especially on an uneven surface.



SIMPLY SLIDE
THE COLLAR TO
NEATLY DEPOSIT
YOUR WASTE.

GATHERS AWKWARD OBJECTS OFTEN MISSED BY A BRUSH

MAGNETIC DRILLING ACCESSORIES*

EV042 ACCESSORIES

HTA47 Chuck Adaptor

ME3500 & ME5000 ACCESSORIES

HTA153 Chuck & Key 1/2"*

HTA45 Chuck Adaptor V1*

*Required To Use Chuck For Version 1

HTA46 Adaptor V2 Quick Release*

*Both Required To Use Chuck With These Machines

HTA030 0 - 30mm Countersink

ME5000/2 ACCESSORIES

HTA51 Chuck & Key 5/8**

HTA46 Adaptor V2 Quick Release*

*Both Required To Use Chuck With This Machine

HTA57 0 - 50mm Countersink

ME7500 ACCESSORIES

HTA54 Chuck & Key 5/8**

HTA53 Chuck Arbor*

*Both Required To Use Chuck With This Machine

HTA57 Countersink 0 - 50mm

HTAM24 Tapping Chuck

HTACOLL Tapping Collet

GENERAL ACCESSORIES

HTA210 No 2M/T Arbor Adaptor*

HTA310 No 3M/T Arbor Adaptor*

*Pillar Drill Arbor Adaptors In Both 2M/T & 3M/T

CUTTING FLUID FOR MAGNETIC DRILLS

FLUID 5L Cutting Fluid

FLUID2 500ml Cutting Fluid

*All magnetic drilling accessories prices are SSP EXC VAT.



CHUCKS & KEYS



CUTTING FLUID



CHUCKS & ADAPTORS



CHUCK ARBORS




Ideal For: **WELDS • CUTTING GROOVES**

WITH ACCURATE, CLEAN RESULTS



Don't Forget: **THE ACCESSORY KIT**

EV027 DIE GRINDER 25 PIECE ACCESSORY KIT

This comprehensive kit enhances the versatility of the **EV027 DIE GRINDER** and can be used on other makes of Die Grinder.  British made with the highest quality Carbide Burrs, Flap Wheels & Flexible Cut Off Discs. Contains 1 x Mandrel, 4 x Carbide Burr, 3 x Flap Wheel & 17 x Flexible Cut Off Disc.

EV027 500W INDUSTRIAL STEEL DIE GRINDER

This handy machine is perfect for smoothing and tidying welds and burrs on metal applications, as well as cutting grooves. It's also well suited towards fine work, even in tight areas; the EV027 can polish and buff the inside of cylindrical objects! With a slim and compact design the tool fits comfortably in the hand and the robust metal gear housing means it can easily cope with the rigours of site-work. Features include a lock on/off switch and a grinding spindle with extremely accurate bearing for precise results.

SUPPLIED WITH :

1 x 6mm Collet, 1 x 1/4" Collet, 2 x Spanner (Collet) & 12 Months Warranty.

TECHNICAL SPECIFICATIONS :

Motor : 500W
Spindle Collar Diameter : 6mm (1/4")
Collet Capacity : 35mm
Speed (No Load) : 29,000rpm
Weight : 1.67kg

**DON'T FORGET:
25 PIECE
ACCESSORY KIT**



MANDREL

4 x CARBIDE BURR


3 x FLAP WHEEL

17 x FLEXIBLE CUT OFF DISC



CUTTING GROOVES

Your local Evolution stockist:

 Visit online to receive your FREE Demo DVD

www.evolutionsteel.com

25 PIECE ACCESSORY KIT, FOR FURTHER DETAILS PLEASE VISIT WWW.EVOLUTIONSTEEL.COM